



ACOUSTIC ABSORPTION MEASUREMENT PROTOCOL (ISO 354, ISO 11654)

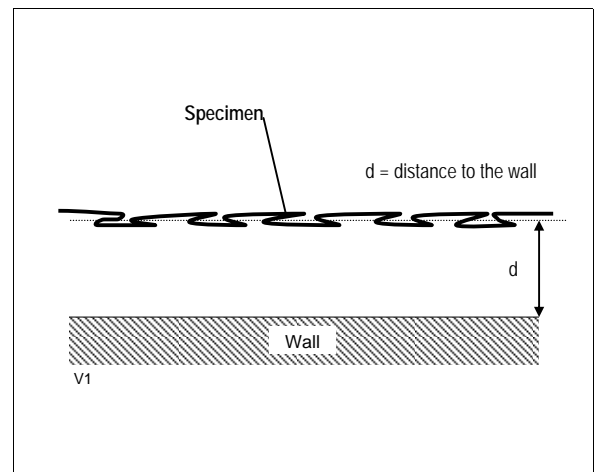
Specifications

Manufacturer	Création Baumann - Weberei und Färberei AG - CH-4901 Langenthal		
Product name	CAVALLO PIU 80% WV / 20% PL		
Remarks, configuration	Decoration fabric Measurement configuration: Curtain draped by 100%, average distance to the wall $d = 15$ cm		
Set-up (acc. ISO 354/2nd Ed.:2003)	Type G-150	No. of measurements	3 each microphone
Probe area	$3.00 \times 4.50 = 13.50 \text{ m}^2$	No. of used microphone	9
Temperature	23.8 °C	Used acoustic Signal	White noise
Relative Humidity	39.9 % r.H.	Empty room measurement	Interpolated values
Volume of the reverberation chamber	214.3 m^3	EEC Order No.	13080
Measurement No. / Date / Time	Nr. 04 / 23.10.2012 / 09h54'	Archive filename	CRBA1223
Tested by	Martin Lengacher		

EUT identification



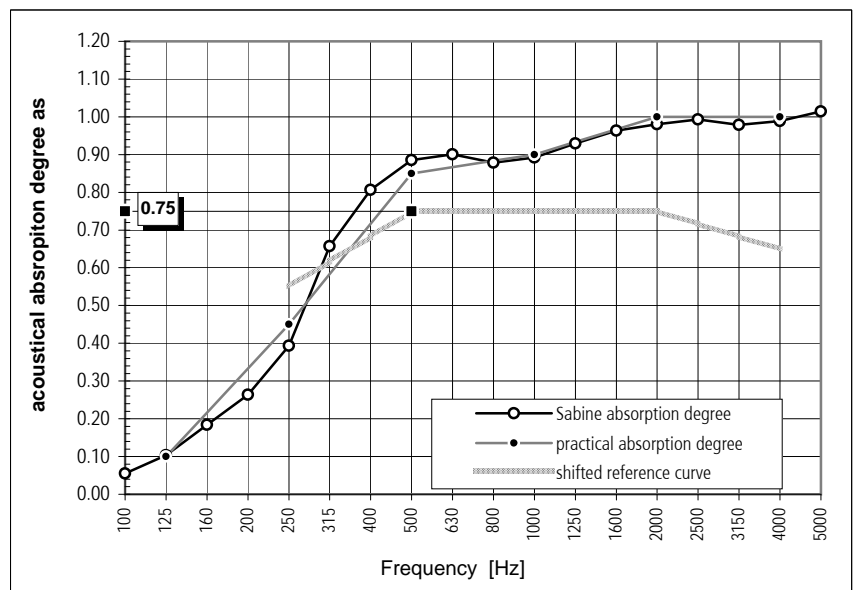
Test set-up



Measurement results (acc. ISO 354, ISO 11654)

Freq. [Hz]	T_1	T_2	α_s	α_{pi}	α_w
100	20.33	14.10	0.06		
125	17.39	10.20	0.10	0.10	
160	15.54	7.32	0.18		
200	11.26	5.19	0.26		
250	10.86	4.05	0.39	0.45	
315	9.40	2.74	0.66		
400	7.98	2.26	0.81		
500	8.40	2.14	0.89	0.85	
630	8.04	2.09	0.90		
800	7.66	2.10	0.88		
1'000	7.05	2.03	0.89	0.90	
1'250	6.01	1.88	0.93		
1'600	5.38	1.77	0.96		
2'000	4.69	1.67	0.98	1.00	
2'500	4.13	1.58	0.99		
3'150	3.55	1.50	0.98		
4'000	2.89	1.36	0.99	1.00	
5'000	2.30	1.20	1.01		

0.75 (HH)
Class "C"



Error: 100 - 315 Hz : 4.75% 400 - 1250 Hz : 2.26% 1600 - 5000 Hz : 1.43%

LEGEND	α_s = Sabine absorption degree
T_1 = Reverberation time of the empty room	α_{pi} = practical absorption degree
T_2 = Reverberation time with the test specimen	α_w = assessed absorption degree



swisscom

ACOUSTIC ABSORPTION MEASUREMENT PROTOCOL (ISO 354, ISO 11654)

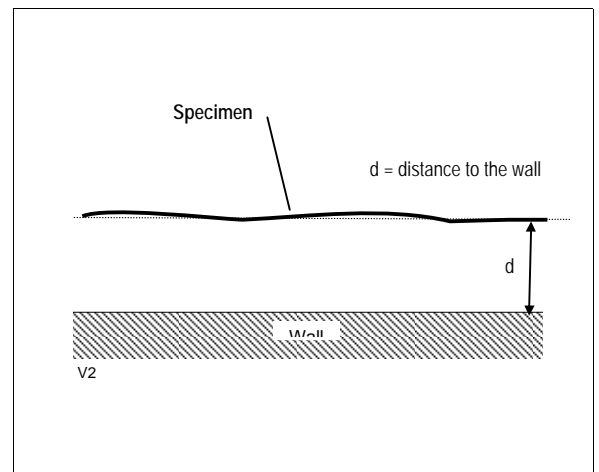
Specifications

Manufacturer	Création Baumann - Weberei und Färberei AG - CH-4901 Langenthal	No. of measurements	3 each microphone
Product name	CAVALLO PIU 80% WV / 20% PL	No. of used microphone	9
Remarks, configuration	Decoration fabric Measurement configuration: Curtain panels, average distance to the wall d = 15 cm	Used acoustic Signal	White noise
Set-up (acc. ISO 354/2nd Ed.:2003)	Type G-150	Empty room measurement	Interpolated values
Probe area	3.00 x 4.50 = 13.50 m ²	EEC Order No.	13080
Temperature	23.8 °C	Archive filename	CRBA1222
Relative Humidity	39.6 % r.H.		
Volume of the reverberation chamber	214.3 m ³		
Measurement No. / Date / Time	Nr. 03 / 23.10.2012 / 09h26'		
Tested by	Martin Lengacher		

EUT identification

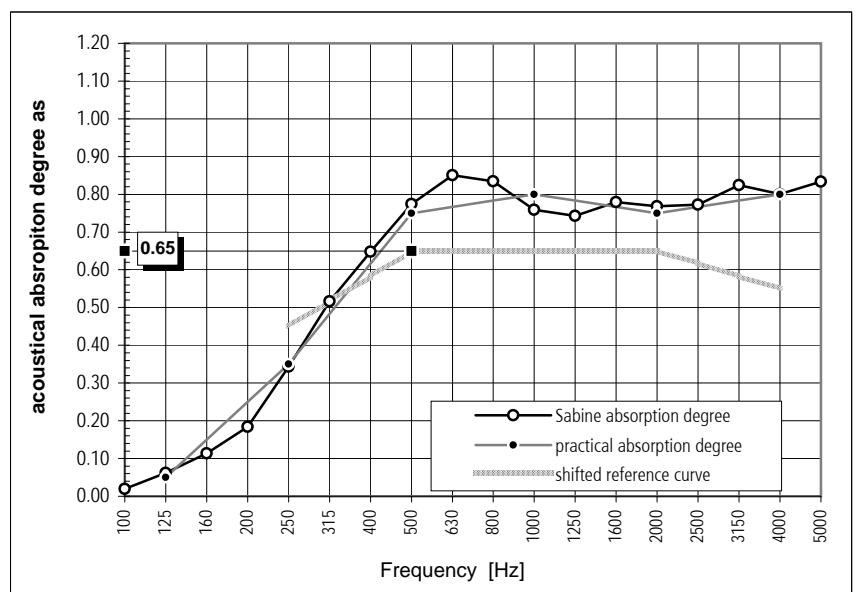


Test set-up



Measurement results (acc. ISO 354, ISO 11654)

Freq. [Hz]	T ₁	T ₂	α _s	α _{pi}	α _w
100	20.32	17.54	0.02	0.05	
125	17.40	12.24	0.06		
160	15.54	9.16	0.11		
200	11.25	6.20	0.18		
250	10.86	4.40	0.34		
315	9.40	3.23	0.52	0.35	
400	7.98	2.63	0.65		
500	8.39	2.36	0.77	0.75	0.65 (H)
630	8.05	2.18	0.85		
800	7.66	2.18	0.83	0.80	Class "C"
1'000	7.05	2.27	0.76		
1'250	6.01	2.18	0.74	0.75	
1'600	5.37	2.03	0.78		
2'000	4.69	1.94	0.77	0.80	
2'500	4.12	1.83	0.77		
3'150	3.55	1.65	0.82	0.80	
4'000	2.88	1.51	0.80		
5'000	2.30	1.31	0.83		



Error: 100 - 315 Hz : 10.56% 400 - 1250 Hz : 2.25% 1600 - 5000 Hz : 1.54%

LEGEND

- T₁ = Reverberation time of the empty room
- T₂ = Reverberation time with the test specimen
- α_s = Sabine absorption degree
- α_{pi} = practical absorption degree
- α_w = assessed absorption degree