




ACOUSTIC ABSORPTION MEASUREMENT PROTOCOL (ISO 354, ISO 11654)

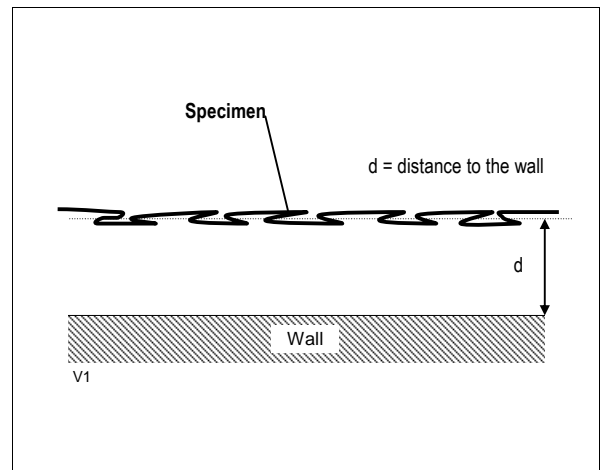
Specifications

Manufacturer	Creation Baumann - Weberei und Färberei AG - CH-4901 Langenthal	
Product name	SOLID	
Remarks, configuration	Decoration fabric Measurement configuration: Curtain draped by 100%, average distance to the wall $d = 15$ cm	
Set-up (acc. ISO 354/Amd 1:1997)	Type G-015	No. of measurements 3 each microphone
Probe area	$3.00 \times 3.00 = 9.00 \text{ m}^2$	No. of used microphone 10
Temperature	22.0 °C	Used acoustic signal White noise
Relative Humidity	24.0 % r.H.	Empty room measurement Interpolated values
Volume of the reverberation chamber	214.3 m^3	EEC Order No. 12878
Measurement No. / Date / Time	Nr. 02 / 28.01.2010 / 09h50'	Archive filename CRBA1002.ABS

EUT identification

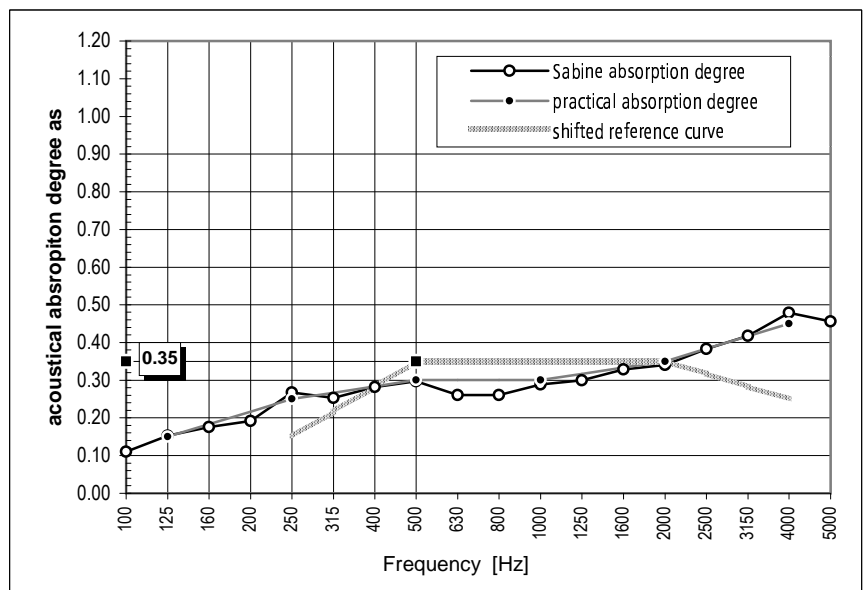


Test set-up



Measurement results (acc. ISO 354, ISO 11654)

Freq. [Hz]	T ₁	T ₂	α _s	α _{pi}	α _w
100	19.65	12.54	0.11	0.15	0.35
125	17.63	10.34	0.15		
160	14.72	8.79	0.18		
200	11.42	7.26	0.19	0.25	
250	10.60	6.09	0.27		
315	9.56	5.86	0.25		
400	7.81	4.96	0.28	0.30	
500	8.37	5.07	0.30		
630	7.98	5.17	0.26		
800	7.47	4.95	0.26	0.30	
1'000	6.74	4.47	0.29		
1'250	5.58	3.88	0.30		
1'600	4.64	3.32	0.33	0.35	
2'000	3.96	2.93	0.34		
2'500	3.28	2.47	0.38		
3'150	2.62	2.04	0.42	0.45	
4'000	1.98	1.59	0.48		
5'000	1.45	1.24	0.46		



Error : 100 - 315 Hz : 3.95% 400 - 1250 Hz : 3.12% 1600 - 5000 Hz : 4.92%

LEGEND

- T₁ = Reverberation time of the empty room
- T₂ = Reverberation time with the test specimen
- α_s = Sabine absorption degree
- α_{pi} = practical absorption degree
- α_w = assessed absorption degree



swisscom

ACOUSTIC ABSORPTION MEASUREMENT PROTOCOL (ISO 354, ISO 11654)

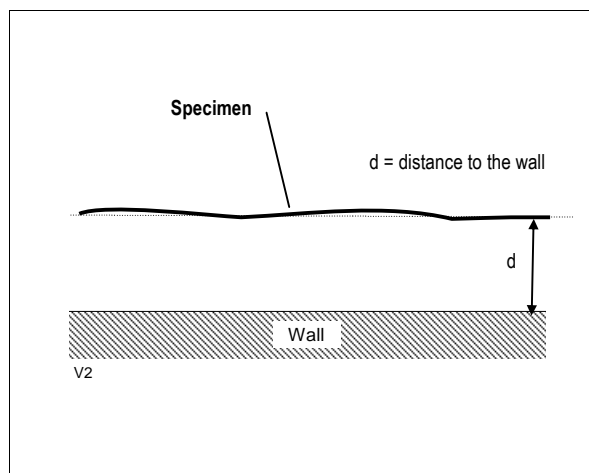
Specifications

Manufacturer	Creation Baumann - Weberei und Färberei AG - CH-4901 Langenthal	No. of measurements	3 each microphone
Product name	SOLID	No. of used microphone	10
Remarks, configuration	Decoration fabric Measurement configuration: Curtain panels, average distance to the wall $d = 15\text{ cm}$	Used acoustic signal	White noise
Set-up (acc. ISO 354/Amd 1:1997)	Type G-015	Empty room measurement	Interpolated values
Probe area	$3.00 \times 3.00 = 9.00\text{ m}^2$	EEC Order No.	12878
Temperature	22.0 °C	Archive filename	CRBA1001.ABS
Relative Humidity	24.0 % r.H.		
Volume of the reverberation chamber	214.3 m^3		
Measurement No. / Date / Time	Nr. 01 / 28.01.2010 / 09h25'		

EUT identification

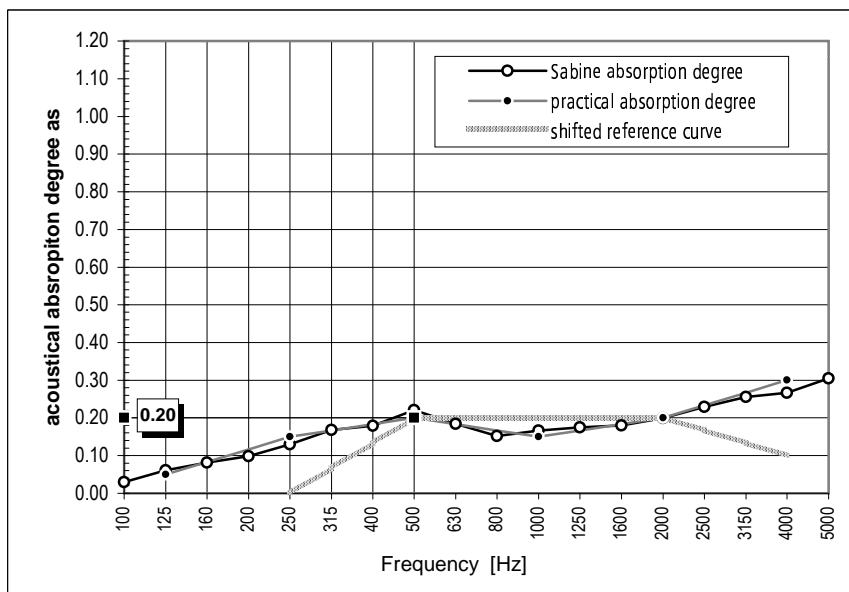


Test set-up



Measurement results (acc. ISO 354, ISO 11654)

Freq. [Hz]	T ₁	T ₂	α _s	α _{pi}	α _w
100	19.60	16.99	0.03	0.05	0.20 Class "E"
125	17.62	13.77	0.06		
160	14.71	11.19	0.08		
200	11.42	8.83	0.10	0.15	
250	10.61	7.80	0.13		
315	9.56	6.73	0.17		
400	7.82	5.72	0.18	0.20	
500	8.38	5.65	0.22		
630	7.97	5.76	0.18		
800	7.47	5.76	0.15	0.15	
1'000	6.75	5.22	0.17		
1'250	5.57	4.44	0.17		
1'600	4.64	3.81	0.18	0.20	
2'000	3.96	3.28	0.20		
2'500	3.28	2.74	0.23		
3'150	2.62	2.23	0.26	0.30	
4'000	1.98	1.74	0.27		
5'000	1.45	1.30	0.30		



Error : 100 - 315 Hz : 10.48% 400 - 1250 Hz : 4.15% 1600 - 5000 Hz : 7.05%

LEGEND

- T₁ = Reverberation time of the empty room
- T₂ = Reverberation time with the test specimen
- α_s = Sabine absorption degree
- α_{pi} = practical absorption degree
- α_w = assessed absorption degree